




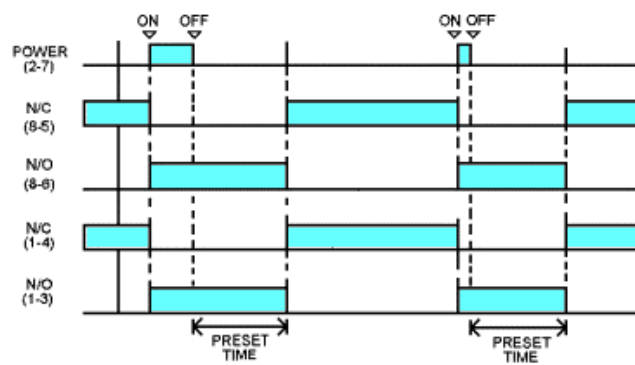
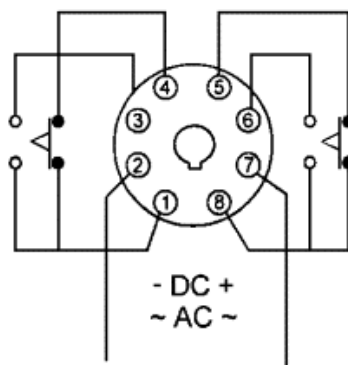
POWER OFF-DELAY TIMER

Model No.		JTF-N	JTF-E
Classification			
Appearance			
Dimensions		FIG. 4	Din size 48*48mm. Refer to FIG. 1
Surface mounting		Socket base 8PFA	Socket base P2CF08
Flush mounting		-	Socket base P3G08 with 48*48 adapter
Features		Selectable time ranges from 0.6sec to 6min can be adjusted.	
Output Capacity 7A		DPDT	
Time range		6 SEC, 12 SEC, 30 SEC, 60SEC, 6MIN	
Rated Voltage Range : 85~110%		50/60HZ 12VDC, 24VAC/DC, 110VAC, 220VAC, 380VAC, 415VAC, 440VAC	
L I F E	Mechanical	10,000,000 Times	
	Electrical AC220VPF=1	500,000 Times	
A C C U R A N C Y	Repeat	± 0.2% Max	
	Setting	± 5% Max	
	Voltage	± 0.5% Max	
	Temperature	± 2% Max	
Reset time		0.1 Sec Max	
Ambient temp. & Humidity		-10~55Deg.C , 85% Max	

CONNECTION DIAGRAM & TIMING CHART

OUTPUT :

CONTACT 2C



ORDERING CODE

