


DELAY ON MULTI-RANGE TIMER

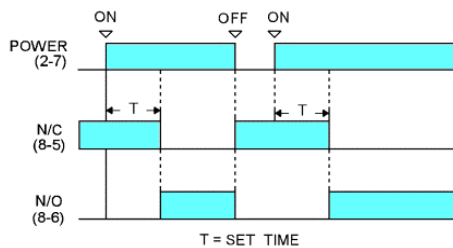
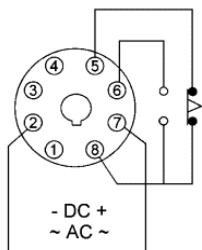
Model No.		JMH-2A JMH-2B	JMH-2MA JMH-2MB
Classification		JMH-2C JMH-2D JMH-2E	JMH-2MC JMH-2MD JMH-2ME
Appearance			
Features		Mono working voltage, Multi time range	Multi time range, Universal power source
Dimensions		FIG. 2	
Mounting		Surface mounting : SOCKET BASE PF085A	
Output Capacity 7A 250VAC		Alternative by DIP switch : Mode A: DPDT(Time-limit contacts) ; Mode B: Instantaneous contact + Time-limit contacts	
Rated Voltage Range : 85% - 110%		12VDC, 24VAC/DC, 110VAC, 220VAC	Universal 24-48VDC, 24-250VAC
Time Range		A: 1S/10S/1M/10M C: 6S/60S/6M/60M E: 3M/30M/3H/30H	B: 3S/30S/3M/30M D: 1M/10M/1H/10H F: 6M/60M/6H/60H
L I F E	Mechanical	10,000,000 Times	
	Electrical AC220VPF=1	500,000 Times	
A C C U R A N C Y	Repeat	± 0.2% Max	
	Setting	± 5% Max	
	Voltage	± 0.5% Max	
	Temperature	± 2% Max	
Reset time		0.1 Sec Max	
Ambient temp. & Humidity		-10~55Deg.C , 85% Max	

TIMING RANGE SETTING

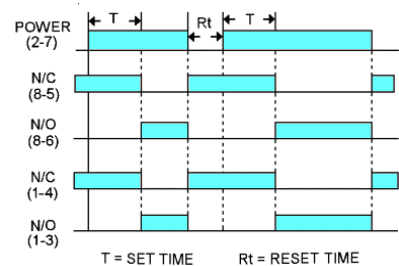
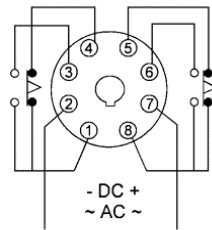
Position of Time Range Selector				
Time Range Series				
A	1S 0.05S ~ 1S	10S 0.1S ~ 10S	1M 0.5S ~ 1M	10M 10S ~ 10M
B	3S 0.1S ~ 3S	30S 0.5S ~ 30S	3M 1S ~ 3M	30M 30S ~ 30M
C	6S 0.1S ~ 6S	60S 0.5S ~ 60S	6M 1S ~ 6M	60M 30S ~ 60M
Position of Time Range Selector				
Time Range Series				
D	1M 0.5S ~ 1M	10M 10S ~ 10M	1H 30S ~ 1H	10H 10M ~ 10H
E	3M 1S ~ 3M	30M 30S ~ 30M	3H 3M ~ 3H	30H 1H ~ 30H

CONNECTION DIAGRAM & TIMING CHART

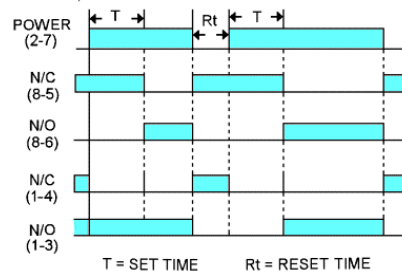
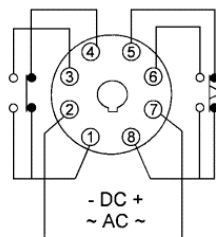
SPDT



DPDT



Instantaneous contact + SPDT



ORDERING CODE

