


JKN**TIMER**

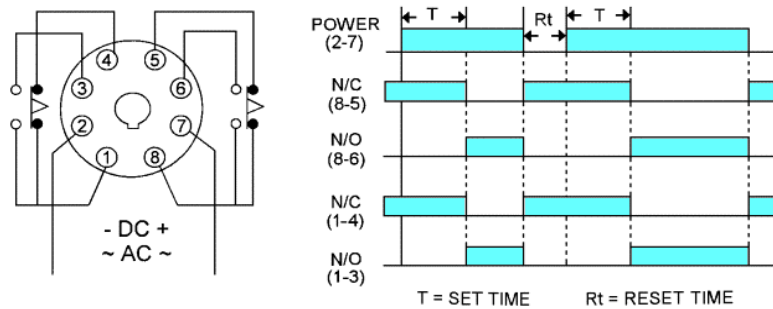
48*48mm DIN-SIZED ON DELAY ELECTRONIC TIMER

(Multi Time Range/ Mono Working Voltage)

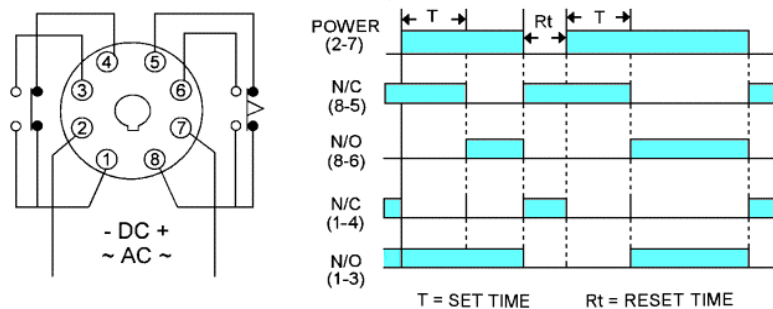
Model No.		JSB-41A , JSB-51A	
Classification			
Appearance & Dimensions			
Dimensions		FIG. 1	
Supply	Rated frequency	50/60Hz ± 1Hz	
	Rated voltage	12VAC/DC, 24VAC/DC, 48VAC, 110VAC, 220 • 240VAC	
	Disengaging value of input voltage	40±3%	
	Supply tolerance	85% to 110%	
	Power consumption	240VAC/ 15VA, 110VAC/ 5VA, 24VAC/ 1.5VA, 24VDC/ 1VA	
Output	Relay contacts	Mode A (DPDT) or mode B (instantaneous contact +SPDT)selectable by DIP switch	
	Contact capacity	7A250VAC Resistive load, (AC-12)	
	Rated value for limiting continuous current Ith	7A/250VAC, 7A30VDC	
	Mechanical life	10,000,000 operations	
	Max. permitted number of operations per hour	600 (at I max. 250VAC resistive load)	
	Electrical life	100,000 operations	
	Conditional short-circuit current	Shall be connected in series with the short circuit protective device like as 10A Fuse	
Accuracy	Repetition accuracy	± 0.2% Max	
	Setting accuracy	± 5% Max	
	Voltage accuracy	± 0.5% Max	
	Temperature accuracy	± 2% Max	
	Reset time	0.1 Sec Max	
Time range		JSB-41A: 1S-10S-1M-10M; JSB-51A: 1M-10M-1H-10H; (selectable by DIP switch "T")	
General spec.	Housing material	self - extinguishing	
	Ambient temperature	-10 ~ +45Deg.C	
	Ambient humidity	85% Max	
	Storage temperature	-25 ~ +55Deg.C	
	Transport temperature	-25 ~ +70Deg.C	
	Degree of pollution	2	
	Degree of protection	Housing : IP40, Socket: IP20	
	Overvoltage category	III	
	Dielectric strength	2000V 1 Min and Impulse 4800V	
	Mounting position	Panel mounted by clip Base mounted on socket	
Remarks	DO NOT OPERATE (OR TOUCH TO) DIP SWITCH WHEN TIMER IS CONNECTED TO POWER		

CONNECTION DIAGRAM & TIMING CHART

MODE A: DPDT



MODE B: INSTANTANEOUS CONTACT+SPDT



TIMING RANGE

MODEL NO.	TIMING RANGE	DIP SWITCH "T" (TIME RANGE) SETTING			
		0 0	1 0	0 1	1 1
JSB - 41A	SEC TO MIN	0.05SEC TO 1SEC	0.12SEC TO 10SEC	0.65SEC TO 1MIN	6SEC TO 10MIN
JSB - 51A	MIN TO HR	0.05MIN TO 1MIN	0.12MIN TO 10MIN	0.6MIN TO 1HOUR	1MIN TO 10HOUR

OUTPUT MODE SETTING

Mode A	DPDT (2 Time - Limit Contacts)
Mode B	Instantaneous Contact + SPDT

ORDERING CODE

