


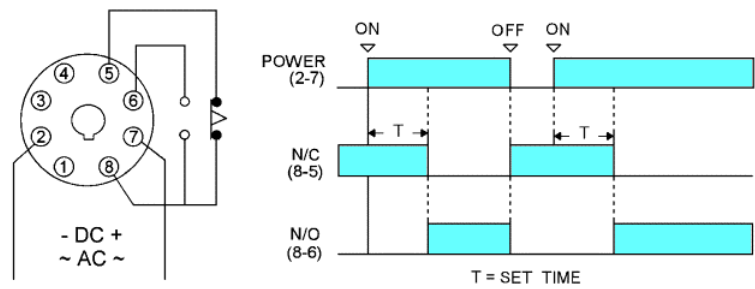
48*48mm DIN-SIZED ON DELAY ELECTRONIC TIMER

(Mono Working Voltage/ Time Range)

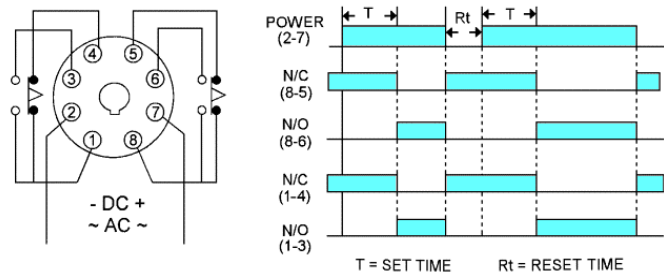
Model No.		JHB-1 , JHB-2
Classification		
Appearance & Dimensions		
Dimensions		FIG. 1
Supply	Rated frequency	50/60Hz \pm 1Hz
	Rated voltage	24VAC/DC, 48VAC, 110VAC, 220 • 240VAC
	Disengaging value of input voltage	JHB-1: 32 \pm 3% JHB-2: 50 \pm 3%
	Supply tolerance	85% to 110%
	Power consumption	240VAC/ 15VA, 110VAC/ 5VA, 24VAC/ 1.5VA, 24VDC/ 1VA
Output	Relay contacts	JHB-1: SPDT; JHB-2: mode A (DPDT) or mode B (instantaneous contact + SPDT) selectable by DIP switch
	Contact capacity	7A250VAC Resistive load, (AC-12)
	Rated value for limiting continuous current Ith	7A/250VAC, 7A30VDC
	Mechanical life	10,000,000 operations
	Max. permitted number of operations per hour	600 (at I max. 250VAC resistive load)
	Electrical life	100,000 operations
	Conditional short-circuit current	Shall be connected in series with the short circuit protective device like as 10A Fuse
Accuracy	Repetition accuracy	\pm 0.2% Max
	Setting accuracy	\pm 5% Max
	Voltage accuracy	\pm 0.5% Max
	Temperature accuracy	\pm 2% Max
	Reset time	0.1 Sec Max
Time range		Wide variety of timing ranges: 1S, 3S, 6S, 10S, 30S, 60S, 3M, 6M, 10M, 30M, 60M, 3H, 6H, 10H
General spec.	Housing material	self - extinguishing
	Ambient temperature	-10 ~ +45Deg.C
	Ambient humidity	85% Max
	Storage temperature	-25 ~ +55Deg.C
	Transport temperature	-25 ~ +70Deg.C
	Degree of pollution	2
	Degree of protection	Housing : IP40, Socket: IP20
	Overvoltage category	III
	Dielectric strength	2000V 1 Min and Impulse 4800V
	Mounting position	Panel mounted by clip Base mounted on socket
Remarks	DO NOT OPERATE (OR TOUCH TO) DIP SWITCH WHEN TIMER IS CONNECTED TO POWER	

CONNECTION DIAGRAM & TIMING CHART

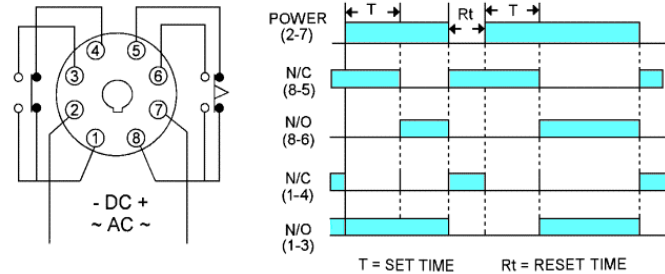
JHB-1: SPDT



JHB-2: MODE A: DPDT



JHB-2 MODE B: INSTANTANEOUS CONTACT+SPDT



ORDERING CODE

HB	1	2	05
OUTPUT MODE			
1:SPDT			
2:Mode A & B alternative by DIP switch			
RATED VOLTAGE			
1:110VAC			
2:220VAC			
3:380VAC			
4:440VAC			
5:12VDC			
6:24VAC/DC			
TIME RANGE			
01:1S			08:6M
02:3S			09:10M
03:6S			10:30M
04:10S			11:60M
05:30S			12:180M
06:60S			13:6H
07:180S			14:10H